

Rev. 09/2021

# **MONOBLOCK SANITARIO M.S.®**

Manifold for sanitary systems.

# MONOBLOCK SANITARIO M.S.®

Manifold for sanitary systems.

RBM PATENT NO. TO2005U000070



## PRODUCTION RANGE

Code	By-passes for the delivery of hot sanitary water	By-passes for the delivery of cold sanitary water*	Position and protection of the opening and closing valves of the main ways
967.00.00	3	5	Opening/closing using of a butterfly hand-wheel; box with external knob on the cover
967.00.10	3	5	Opening/closing using of a screwdriver; box without knob
903.00.50	4	6	Opening/closing using of a butterfly hand-wheel; box with external knob on the cover
903.00.60	4	6	Opening/closing using of a screwdriver; box without knob

### Connctions of the main ways

Euroconus (G3/4" UNI-EN-ISO 228) connections for fittings for pipes made of copper, polyethylene or multilayer pipes. Centre distance 50 mm.

### Connections of the secondary by-passes

Standard RBM (W24,5 x 19F) connections for fittings for pipes made of copper, polyethylene or multilayer pipes. Centre distance 37 mm.

### Maximum operating temperature

95 °C








### Maximum operating pressure

1000 KPa (10 bar)

### Minimum depth required for installation in partition walls

80 mm (due to the small thickness of the box: 70 mm)

## ACCESSORY FITTINGS

Product	Code	For pipes made of	Connection
	263.1X.20 361.1X.00	Copper	EUROCONUS (Main ways)
	217.XX.X0 123.XX.00	Polyethylene	EUROCONUS (Main ways)
	224.XX.X0 963.XX.30	Multilayer	EUROCONUS (Main ways)
-	-	Cap for non-used ways	EUROCONUS (Main ways)
	41.1X.20 602.1X.00	Copper	RBM STANDARD (secondary by-passes)
	71.XX.X0 122.XX.00	Polyethylene	RBM STANDARD (secondary by-passes)
	70.XX.X0 826.XX.X0	Multilayer	RBM STANDARD (secondary by-passes)
	42.00.00	Cap for non-used ways	RBM STANDARD (secondary by-passes)

### DESCRIPTION

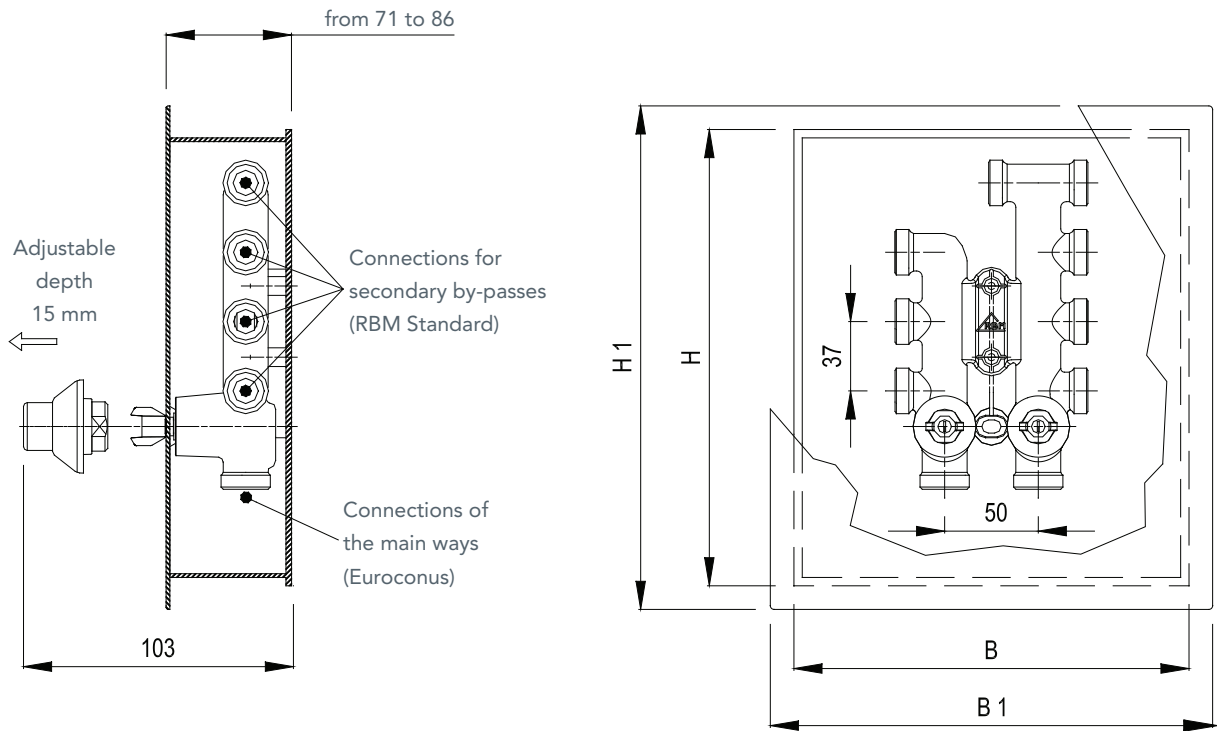
The **Monoblock-Sanitario M.S.**<sup>®</sup> manifold can be used for the distribution of hot and cold sanitary water.

It is made up of **one single block** including two main ways with EUROCONUS connections (complete with way opening/closing valves) and 8 or 10 secondary by-passes with standard RBM connections (5 for the

delivery of cold water and 3 for hot water or 6 for the delivery of cold water and 4 for hot water).

This product is supplied complete with inspection box with removable cover and with **protection for plastering work**. It must be installed recessed.

## DIMENSIONAL CHARACTERISTICS



Code	Number of ways	BOX		COVER	
		B	H	B 1	H 1
967.00.X0	3 hot 5 cold	211	244	236	269
903.00.X0	4 hot 6 cold	211	281	236	306

## CONSTRUCTION CHARACTERISTICS

<b>Manifold body</b>	Brass, nickel-plated on the surface
<b>Seals</b>	Ethylene/propylene elastomer
<b>Knob (if present)</b>	Shock-proof ABS
<b>Box</b>	Shock-proof ABS
<b>Connections of the main ways</b>	EUROCONUS (G3/4" UNI-EN-ISO 228)
<b>Connections of the secondary ways</b>	STANDARD RBM (W24,5 x 19F)

## TECHNICAL CHARACTERISTICS

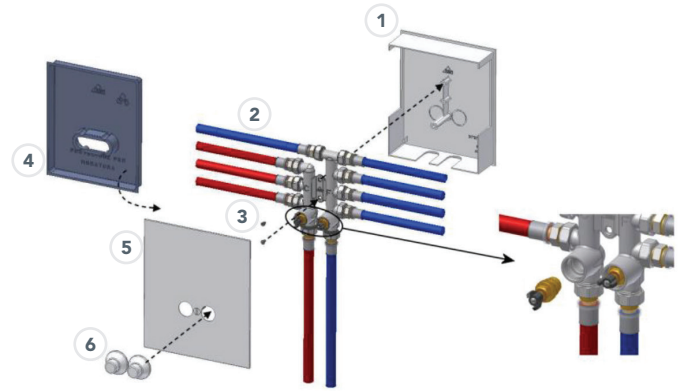
<b>Maximum operating temperature of the manifold</b>	95 °C
<b>Maximum operating pressure of the manifold</b>	1000 KPa
<b>Minimum depth required for the installation in partition walls</b>	80 mm
<b>Use</b>	sanitary use
<b>RBM PATENT NO.:</b>	TO2005U000070

## ASSEMBLY CHART OF THE MONOBLOCK-SANITARIO M.S.® MANIFOLD

### VERSION WITH BUTTERFLY ADJUSTMENT AND WITH KNOBS ON THE BOX COVER (CODE 903.00.50; 967.00.00)

House the **Monoblock-Sanitario M.S.®** manifold (2) in the suitable seat inside the box (1). Fix the component onto the box by tightening the two self-threading screws (3), insert the protection for plastering work (4) and carry out the necessary masonry work for installing the system. Then remove the protection (4) and close the box with its cover (5) using the RBM key supplied. Finally tighten the cock protection knobs (6).

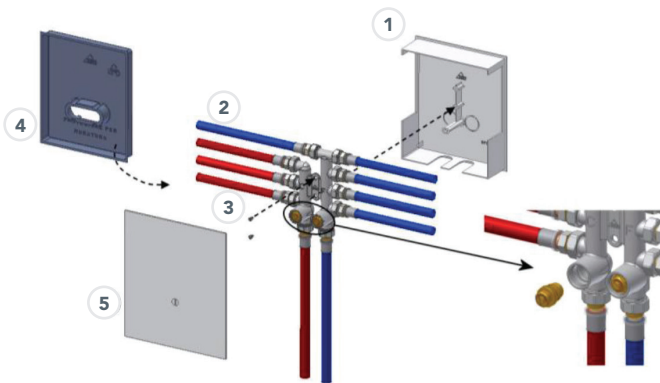
**Note:** if this is necessary for maintenance work, please remember that, as shown in the figure, the butterfly cock unit can be unscrewed manually from the body of the **Monoblock-Sanitario M.S.®** manifold (detach the plastic knob and then unscrew the unit using the CH 17 pipe key).








### VERSION WITH COCKS WITH ADJUSTMENT USING OF A SCREW-DRIVER (CODE 903.00.60; 967.00.10)

House the **Monoblock-Sanitario M.S.®** manifold (2) in the suitable seat inside the box (1). Fix the component onto the box by tightening the two self-threading screws (3), insert the protection for plastering work (4) and carry out the necessary masonry work for installing the system. Then remove the protection (4) and close the box with its cover (5) using the RBM key supplied.







**Note:** if this is necessary for maintenance work, please remember that, as shown in the figure, the butterfly cock unit can be unscrewed manually from the body of the **Monoblock-Sanitario M.S.®** manifold (detach the plastic knob and then unscrew the unit using the CH 17 pipe key).



## ACCESSORY FITTINGS: EUROCONUS CONNECTIONS (MAIN WAYS)

	Code	Description	For pipes with the following external Ø [mm]	Pieces in each package	For pipes made of
	263.1X.20	<b>Compression fitting.</b> Nickel-plated nut and pipe fastening olive made of brass; Nitrile seal olive; Maximum temperature 95 °C; Maximum pressure 10 bar	Ø 12 e Ø 15	10	Annealed copper
	361.1X.00	<b>Compression fitting.</b> Nickel-plated nut and pipe fastening olive made of brass; Nitrile seal olive; Maximum temperature 95 °C; Maximum pressure 10 bar.	da Ø 10 a Ø 18	20	Annealed copper
	217.1X.X0 217.2X.X0 123.XX.00	<b>Compression fitting.</b> Nickel-plated nut and pipe fastening olive made of brass; Nitrile seal ring; Maximum temperature 95 °C; Maximum pressure 10 bar	da Ø 12 a Ø 21	10	Polyethylene
	224.1X.X0 224.20.X0	<b>Compression fitting.</b> Nickel-plated nut and pipe fastening olive made of brass; Nitrile seal ring; Maximum temperature 95 °C; Maximum pressure 10 bar	da Ø 14 a Ø 20	10	Multilayer
	963.1X.30 963.2X.30	<b>Press fitting.</b> Body made of nickel-plated brass; EPDM seals; Stainless steel pipe-clamping bush; PE dielectric pipe fastening cap; Maximum temperature 95 °C; Maximum pressure 10 bar	da Ø 16 a Ø 26	10	Multilayer

## ACCESSORY FITTINGS: STANDARD RBM CONNECTIONS (SECONDARY BY-PASSES)

	Code	Description	For pipes with the following external Ø [mm]	Pieces in each package	For pipes made of
	41.1X.20	<b>Compression fitting.</b> Nickel-plated nut and pipe fastening olive made of brass; Nitrile seal olive; Maximum temperature 95°C; Maximum pressure 10 bar	da Ø 10 a Ø 16	20	Annealed copper
	602.1X.00	<b>Keep: Compression fitting.</b> Nickel-plated nut and pipe fastening olive made of brass; Nitrile seal olive; Maximum temperature 95°C; Maximum pressure 10 bar. Patent no. TO2001U000071	da Ø 10 a Ø 16	20	Annealed copper o crudo in barre*
	71.1X.X0 71.20.X0 122.XX.00	<b>Compression fitting.</b> Nickel-plated nut, core and pipe fastening olive made of brass; Nitrile seal ring; Maximum temperature 95°C; Maximum pressure 10 bar	da Ø 10 a Ø 20	10	Polyethylene
	70.1X.X0 70.20.X0	<b>Compression fitting.</b> Nickel-plated nut, core and pipe fastening olive made of brass; Nitrile seals; Maximum temperature 95°C; Maximum pressure 10 bar	da Ø 12 a Ø 20	10	Multilayer
	826.1X.X0 826.20.X0	<b>Press fitting.</b> Body made of nickel-plated brass; EPDM seals; Stainless steel pipe-clamping bush; PE dielectric pipe fastening cap; Maximum temperature 95°C; Maximum pressure 10 bar	da Ø 14 a Ø 20	10	Multilayer
	42.00.00	<b>Blind lateral cap.</b> Body of nickel-plated brass; PTFE seal; Maximum temperature 110°C; Maximum pressure 10 bar	-	20	Cap for non-used ways

\* This fitting can be used also with pipes made of brass, mild steel and stainless steel.

RBM spa reserves the right to improve and change the products described and relevant technical data at any moment and without prior notice. The information and images contained in this document are intended for information purposes only, are not binding and in any case do not exempt the user from strictly following the regulations in force and good practice standards.