




## CONNECTOR TO WASH THE SYSTEMS

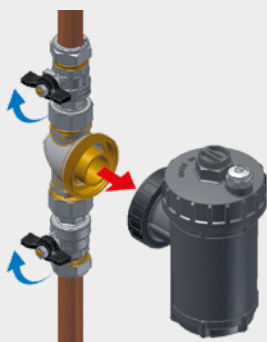
RBM provide a connection tool easy to use and makes it easier and quicker to wash a heating system (as required by law).

**The RBM connector** to wash systems is compatible with all components fitted with an adjustable diverter: SafeCleaner2 (2405 - 2344 - 2319 series) and Mag-Nus2 (3548 series) dirt separator filters and Airterm UP (2649 series) deaerators.

Thanks to the **RBM connector**, there is no need to take down the circulator or look for other points to access the system: simply unscrew the filter or deaerator body, screw the connector to the previously installed diverter and carry out flushing operations.



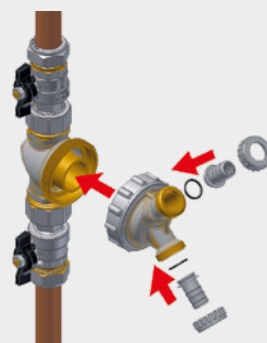
### OPERATING INSTRUCTIONS\*



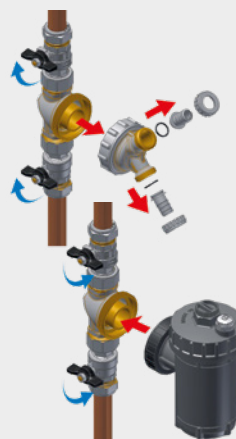
**1.** Shut off the device by closing the ball valves and remove the main body of the filter from the diverter.



**2.** Screw the connector onto the diverter body.



**3.** Connect the inlet and drain pipes to the two outlet connectors of the connector itself, open the ball valves and carry out the flushing.



**4.** After washing the system, shut it off, remove the connector and place the main body of the device back on the diverter.

\* For further information, please see the product data sheet available at [www.rbm.eu](http://www.rbm.eu).



Strong: made entirely of brass

Quick and easy to install

With outlet connectors

Universal: compatible with the whole range of SafeCleaner2 and Mag-Nus2 filters, and Airterm UP deaerators